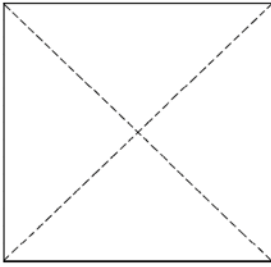


# Fortune Teller

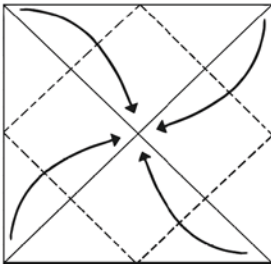
## Instructions

①



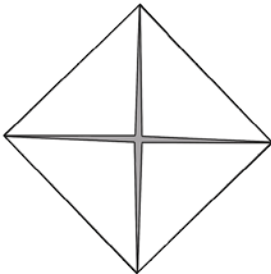
With pictures face down, fold on both diagonal lines. Unfold.

②



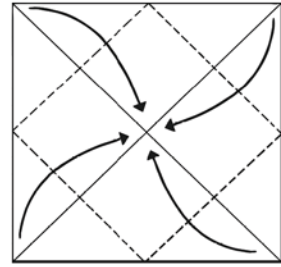
Fold all four corners to the centre.

③



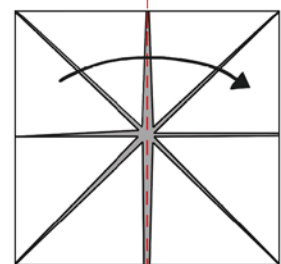
Turn paper over.

④



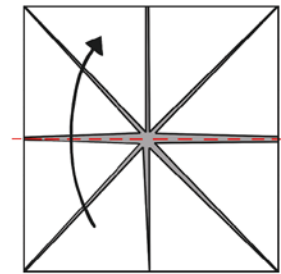
Once again, fold all corners to the centre.

⑤



Fold paper in half and unfold.

⑥



Fold in half from top to bottom. Do not unfold.

⑦



Slide thumbs and forefingers under the squares and move the fortune teller back and forth to play.

Video extract seen in 150520  
lesson came from:

<https://www.youtube.com/watch?v=RHUI4kZDD6c>

<https://numberock.com/>

The image shows a 4x4 grid of colored squares. Each square is divided by a diagonal line from the top-left to the bottom-right. The text in each square is as follows:

- Row 1:**
  - Green square: "Write text here" (top-left triangle), "Write text here" (bottom-right triangle)
  - White square: "Write text here" (top-left triangle), "Write text here" (bottom-right triangle)
  - Yellow square: "Write text here" (top-left triangle), "Write text here" (bottom-right triangle)
  - Yellow square: "Write text here" (top-left triangle), "Write text here" (bottom-right triangle)
- Row 2:**
  - Teal square: "Write answer here" (top-left triangle), "Write answer here" (bottom-right triangle)
  - White square: "Write text here" (top-left triangle), "Write text here" (bottom-right triangle)
  - White square: "Write text here" (top-left triangle), "Write text here" (bottom-right triangle)
  - White square: "Write text here" (top-left triangle), "Write text here" (bottom-right triangle)
- Row 3:**
  - White square: "Write text here" (top-left triangle), "Write text here" (bottom-right triangle)
  - Teal square: "Write answer here" (top-left triangle), "Write answer here" (bottom-right triangle)
  - White square: "Write text here" (top-left triangle), "Write text here" (bottom-right triangle)
  - White square: "Write text here" (top-left triangle), "Write text here" (bottom-right triangle)
- Row 4:**
  - White square: "Write text here" (top-left triangle), "Write text here" (bottom-right triangle)
  - White square: "Write text here" (top-left triangle), "Write text here" (bottom-right triangle)
  - White square: "Write text here" (top-left triangle), "Write text here" (bottom-right triangle)
  - White square: "Write text here" (top-left triangle), "Write text here" (bottom-right triangle)

Small text in the bottom right corner: [twinkl.co.uk](http://twinkl.co.uk)